

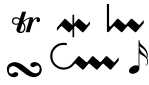


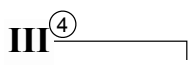
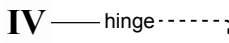
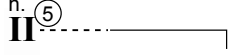
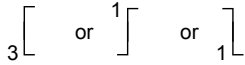
BWV 1004 - v. Chaconne (Ciaccona)

(from Partita No.2 for Solo Violin in dm)

J. S. Bach (1685-1750)

Arranged for Guitar by ALAN MELVIN

Symbols Used:

	<p>Ornamentation appropriate to Bach has been added for guitar. The basic shapes can be inferred from left hand fingering, but they should begin <u>on</u> the beat (or after, in the case of m184). Suggested executions are also provided, either in the tablature, or-- in the without-tablature edition-- on the back page.</p>
<p style="text-align: center;">*</p>	<p>Asterisk means an alternative realization is provided at the end of the piece.</p>
<p style="text-align: center;">[]</p>	<p>Brackets enclose notes or signs that are added for guitar or editorial purposes, such as to flesh out the implied multi-voice texture on guitar.</p>
<p style="text-align: center;">()</p>	<p>Parentheses enclose elements to be omitted from guitar performance.</p>
<p style="text-align: center;">{8} or {-8}</p>	<p>Notes that were originally an octave lower or higher are marked like so.</p>
<p style="text-align: center;">n/a</p>	<p>Restemings for guitar are not labeled; see the Comparison Score.</p>
	<p>In this edition, a slur on the beam or stems will include notes on different strings. These should be played with cross-string legato, allowing an overlap between those notes. Whereas all slurs for the left hand (hammer-ons and pull-offs) are on the noteheads. (This distinction does not apply to the violin's slurs, on the Comparison Score: their location does not specify which type they are.)</p>
	<p>Arpeggio on a chord signs have been added at the arranger's suggestion; they are not specified in the surviving sources.</p>
<p style="text-align: center;">⑤</p>	<p>String indicators (circled numerals) specify the string on which to play a note.</p>
	<p>A barre indicator uses a Roman numeral to specify the fret for a first-finger barre. A string indicator (if present) indicates the furthest string to be reached by the barre. A solid line shows the duration.</p>
	<p>A "hinge" barre includes a dashed line. The base or tip of the finger is lifted off the strings, starting at the word "hinge" or letter "h."</p>
	<p>If the dashed line later becomes solid, then a hinge barre becomes a normal barre at that time.</p>
<p style="text-align: center;">0 1 2 3 4</p>	<p>Left-hand fingerings indicate open string, index, middle, ring, and little finger.</p>
<p style="text-align: center;">-2 or 2-</p>	<p>A guide finger is indicated by an en dash just before or after the fingering. By gliding quietly along the string (while lifted off the fretboard), this finger guides the hand through a change of position or shape.</p>
	<p>Fingering brackets, a compact way to indicate partial barres, may specify any finger. Most are C-shaped. The S- or Z-shaped versions allow for hinging from one string to another.</p>
<p style="text-align: center;"><i>p i m a</i></p>	<p>Right-hand fingerings are given as needed. The letters stand for the Spanish names for thumb, index, middle, and ring finger respectively.</p>

54

8va

III

IX

7

{-8}

58

8va

II

VI

62

8va

III

Pivot with 2nd finger

65

8va

III

{-8}

67

69

71

8va

III

104

8va

13

I 2

106

8va

p i a i

p i m a

108

8va

110

8va

p m i a

112

8va

14

p i a i

114

8va

p i m i

p i a i

V 4

5

116

8va

p i m i

p m a i

118

120

122

124

128

134

140

168 **II**^④ **20** **II**^③

171 **II**^③

174 **II**^③ **21** **II**^③

178 **II**^④

183 **V** **22**

188 **II**^⑤ hinge----- **23**

194 **VII**^④ **VII**^③ **VII**^④ Pivot with 2nd finger

200

[Original notation here is plain chords, marked "Arpeggio."]

204

207

207

Pivot with 2nd finger

211

hinge-----

215

II

219

III

222

hinge-----

2^4^2

225

hinge --- III V 5

hinge --- VIII 1

5

228

hinge ;

II 4

II 4

4

{-8}

231

II 4

4

234

hinge ;

m i m i

Pivot with 2nd finger

p p

237

II 5

m 3 i m 3 i

m i m i

II 5

i m i m

p p p

5

[Original continues the previous rhythm, until m241.]

240

II 4

29

4

{-8}

243

III 4

III 4

4

{-8}

Suggested Ornament Executions:

As written

As played

m14

m16

m22

8va

8va

m48

m73

m74

m132

8va

8va

m140

m148

m184

m203

8va

8va

m208

m224

m254

m256

8va

8va